

Your Job

Our Solution™

by SHAVIV  
Leading Deburring Solutions

# GloBurrization



- ✓ Fast
  - ✓ Safe
  - ✓ Compact
  - ✓ Accurate
  - ✓ Multi-Purpose
- Deburring Solutions

# GloBurrization



- ✓ Replaceable blades
- ✓ Designed for deburring of steel, aluminum, copper & plastic
- ✓ Glo-Burr B and E handles work with B and E series blades respectively
- ✓ Lightweight, easy-to-grip, made from specially engineered reinforced plastic

## Solution I Glo-Burr Single Sets & Kits

### Glo-Burr B - Standard Duty

**B10 Glo-Burr \*** | 155-29152  
Deburs materials with spiral chips

**B20 Glo-Burr** | 155-00274  
Rotates clockwise & counterclockwise for materials with powdery chips

**B30 Glo-Burr** | 155-00275  
Deburs inside & outside of holes up to 0.16" (4.0 mm) thick

**B11 Glo-Burr** | 155-00273  
Extra thin. Deburs holes with min. diameter 0.08" (2.0 mm)

### Glo-Burr E - Heavy Duty

**E100 Glo-Burr \*** | 155-29155  
Deburs materials with spiral chips

**E200 Glo-Burr** | 155-00268  
Rotates clockwise & counterclockwise for materials with powdery chips

**E300 Glo-Burr** | 155-00267  
Deburs inside & outside of holes up to 0.24" (6.0 mm) thick

**E111 Glo-Burr** | 155-00270  
Extra thin. Deburs holes with min. diameter 0.06" (1.5 mm)

**\* B10 Glo-Burr**  
B10 can be supplied in the following colors:

Color	Ordering No.
Green	155-29152
Red	155-29153
Blue	155-29134
Yellow	155-29154

Above counter display box supplied with purchase of 48 pcs.

**Glo-Burr B Solutions**  
**48 pcs. Assortment Kit**  
154-00050

Contains blades B10, B20, B30, B11 (12 pcs. each)

**\* E100 Glo-Burr**  
E100 can be supplied in the following colors:

Color	Ordering No.
Green	155-29155
Red	155-29156
Blue	155-29133
Yellow	155-29157

Above counter display box supplied with purchase of 48 pcs.

**Glo-Burr E Solutions**  
**48 pcs. Assortment Kit**  
154-00049

Contains blades E100, E200, E300, E111 (12 pcs. each)

## Glo-Burr Handy Kits

**Glo-Burr Handy Kit 4B**  
**Complete kit for any standard deburring job**  
Includes 4 Glo-Burr B handles and blades B10, B20, B30, B11

**Glo-Burr Handy Kit 4E**  
**Complete kit for any heavy duty deburring job**  
Includes 4 Glo-Burr E handles and blades E100, E200, E300, E111

Set Name	Handle	Blades	Ordering No.
Handy Kit 4B	Glo-Burr	B10, B20, B30, B11	154-90042

Set Name	Handle	Blades	Ordering No.
Handy Kit 4E	Glo-Burr	E100, E200, E300, E111	154-29144

# Your Job Our Solution™

## Solution II Scrape-Burrs

### Scrape-Burr 42 The Heavy-Duty Scrapper



This durable and secure Scrape-Burr 42 set features a permanent heavy-duty triangular blade with 3 cutting edges for high quality finishing & scraping.



C42

Set Name	Handle	Blades	Ordering No.
Scrape-Burr 42	Glo-Burr	C42	155-90079

### Scrape-Burr 40 The All-Purpose Scrapper



This useful and convenient all-purpose standard scraper features a permanent heavy-duty triangular blade with 3 cutting edges for high quality finishing & scraping.



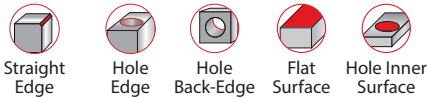
C40

Set Name	Handle	Blades	Ordering No.
Scrape-Burr 40	Glo-Burr	C40	155-90078

### Scrape-Burr 400 The Fine-Finish Scrapper



This mini tool delivers a fine finish to precision work pieces. Features extra-thin, heavy-duty triangular blade with 3 cutting edges for high quality and accurate finishing & scraping.



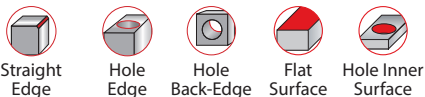
E400

Set Name	Handle	Blades	Ordering No.
Scrape-Burr E400	Glo-Burr	E400	155-90080

### Scrape-Burr Kit 3+1



**All 3 Scrape-Burrs in one kit!**  
Plus **FREE** Glo-Burr handle with B10 blade.



C42



C40



E400



B10

Set Name	Handle	Blades	Ordering No.
Scrape-Burr Kit	Glo-Burr	B10, C40, C42, E400	154-90081

## Solution III Cera-Burr (Ceramic Blade Tools)

**For Plastic Materials**

### Cera-Burr



- Ceramic tools for deflashing plastics and deburring soft metals
- New curved blades to reach arched and angled areas
- High quality ceramic blades affixed on strong, lightweight handle
- The ideal tools to remove unwanted mold gate trim on plastic work pieces
- Avoid accidents commonly occurring with utility blades

Set Name	Handle	Blades	Ordering No.
Cera-Burr	Glo-Burr	Permanent	155-90084
Cera-Burr Curve Q11	Glo-Burr	Permanent	155-00239

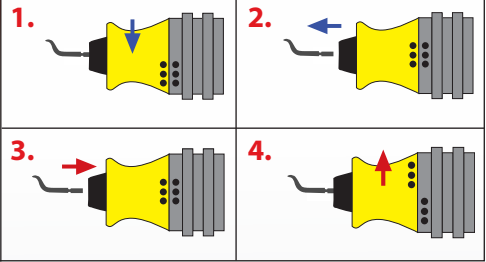


# GloBurrization

## How to Replace the **Glo-Burr (B+E)** Blade

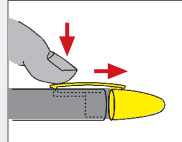


1. Turn handle until the dots are in aligned position (unlocked).
2. Extract old blade.
3. Insert new blade.
4. Turn handle until the dots are in non-aligned position (locked).



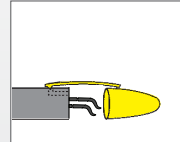
## Spare Blades Storage

1.



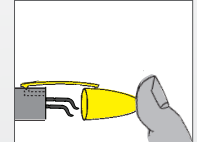
Press down on clip and push end cap out.

2.



Store spare blades inside handle.

3.



Push back the end cap to close.



SHAVIV in action

Your Job

Our Solution™

**SHAVIV**

Leading Deburring Solutions